



TEACHER'S GUIDE

SHEVCHENKO GARDEN: A PEACEFUL OASIS IN KHARKIV

PREPARE TO READ

1. Connect to students' experiences

This can be done in native language or English.

- Ask students the questions. Then, have students discuss their ideas with the class.
 - “Can you think of a peaceful place? What makes it peaceful.”
 - “Do you like being outdoors? Is nature peaceful?”

2. Guess

- Have students read the title of the essay: “Shevchenko Garden: A Peaceful Oasis in Kharkiv”. Discuss what an “oasis” is.
 - Literally, an oasis is *a small area in a desert where water and plants are found*.
 - We often use “oasis” in English as a metaphor, to mean *a pleasant place or situation, especially when surrounded by unpleasant ones*.
- Ask students, “What do you think the essay will be about?” “What ideas or words do you think will be mentioned or used?”
- Write some of the students’ ideas on the board. You will refer to them later.

3. Vocabulary

- Divide students into pairs or small groups of 3.
- Give each student a copy of the Shevchenko Garden Vocabulary Activity sheet on page 6.
- Give students plenty of time to discuss the question.
 - If students need a hint, you might tell them that one word defines the other words in the box.

Teacher's Guide Shevchenko Garden: A Peaceful Oasis in Kharkiv

- If students need more help, write these words on the board and have students match each word with one set of words: living, fun, calm, save, plants
- Here are definitions for some of the words on the sheet.
 1. recreation—an activity done for fun; like a hobby (fun)
 2. botanical—related to plants
 3. flora—the plants in a region
 4. serene—calm, peaceful
 5. tranquil—peaceful, quiet, calm
 6. endangered—describes plants or animals that may disappear from Earth
 7. biodiversity—many different living things in an area
 8. ecological—related to living things
 9. species—a group of living things that are the same

READ & LISTEN

1. Identify and Complete

- Tell students they will listen to the essay.
- Give each student a copy of the Shevchenko Garden Gap Fill activity sheet on pages 7-8.
 - They should fill in the blanks on the sheet with the missing words they hear.
 - All of the missing words are from the earlier vocabulary activity. You may write the words on the board or have students refer to their Vocabulary sheet.
 - These are the answers.

1. garden	9. ecological
2. botanical	10. conservation
3. flora	11. outdoor
4. recreational	12. activities
5. preserving	13. serene
6. biodiversity	14. peaceful
7. species	15. tranquil
8. endangered	
 - Students may listen to the essay more than once.

2. Identify and Mark

- Ask students if they can identify the main idea of the essay.
 - The main idea is just like the title says: Shevchenko Garden is a peaceful oasis.
- As students read the story, they should identify and circle or underline any information that shows how the garden is a peaceful oasis.

RESPOND

1. Guess (Revisit)

- In Prepare to Read Activity 2 you asked students to think about ideas or words that would be mentioned or used in the essay, and you wrote some of the students' ideas on the board.
- Look again at the ideas and words on the board.
 - Were any of the ideas or words that students guessed mentioned or used in the essay?
 - Did any students predict correctly?

2. Main Idea and Details Graphic Organizer

- Have students share the information they marked in Read & Listen Activity 2 Identify and Mark. What information did they find that shows the garden is a peaceful oasis?
- Give each student a copy of the Shevchenko Garden Main Idea Graphic Organizer on page 9.
 - Explain that the picture of the Hamburger can help us explain the main idea and supporting details of a text.
 1. The top and bottom buns show the main idea and most important part.
 2. The meat, lettuce, cheese, tomatoes, and other parts inside are the details that support the main idea.
 - Allow students time to complete the Graphic Organizer. Then, discuss:
 1. What details did they choose to include in their graphic organizer?
 2. Compare their hamburger with a partner. Did they mention the same or different details?

3. Discuss and Illustrate

- Ask students,
 - “Do you want to visit Shevchenko Garden? Why or why not?”
 - “What part do you want to visit? Why?”
- Have students choose one place in the garden they would like to visit.
 - They may research a little more about the place or just use the information from the essay.
 - They should
 1. illustrate the place or
 2. write 3-5 sentences about the place.
- Have students share their illustration or sentences in pairs and/or with the whole class.

4. “What Am I Thinking?” Graphic Organizer

- Give each student a copy of the “What Am I Thinking?” Graphic Organizer on page 10.
- Students should complete the graphic organizer individually.
- After each student has completed the graphic organizer, students should walk around the classroom trying to find a match; match other students whose ideas are the same as theirs.
 - Can they find at least two matches?
 - For example, Student A put “This reading makes me feel **excited**” for Reaction and “This makes me think of **garden in our city**” for Connection. Student A should try to find other students who also felt excited or thought of garden in your city.

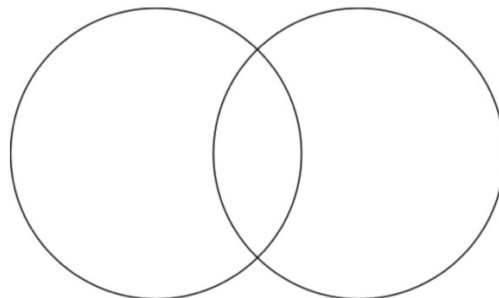
EXPAND

1. My Peaceful Oasis

- Tell students to think of a place they think is a peaceful oasis. What are some things that make it peaceful?
- Give each student another copy of the Main Idea Graphic Organizer from page 9.
 - This time students should write about their peaceful oasis.
 1. What is their main idea? (____ is a peaceful oasis)
 2. What details support the main idea? (reasons it’s a peaceful oasis)
 - Have students share their graphic organizer with other students or the whole class.

2. Class Comparison

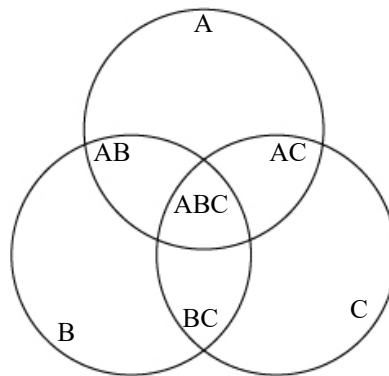
- Draw a large Venn Diagram like the one below on the board or a large piece of paper (two circles that overlap in the middle).



- Explain to students that a diagram is a visual representation of information. This diagram can help us compare two things.
- Leave the middle space blank.
 - In the space in the right circle, have students list all the details that explain why Shevchenko Garden is a peaceful oasis.

Teacher's Guide Shevchenko Garden: A Peaceful Oasis in Kharkiv

- In the space on the left, list all the details students wrote that make a place a peaceful oasis.
- Study both lists.
 - Any details that are the same, copy them into the middle space.
 - Erase those details from the left and right spaces.
- Now you can clearly see what ideas are the same (middle space) and what ideas are different (left/right spaces).
- You can also compare 3 ideas with a Venn Diagram like the one below.



- For example, you could put students into groups of 3.
 - Student A would write what they think makes a peaceful oasis in the space for A, Student B would write what they think makes a peaceful oasis in the space for B, and Student C would write what they think makes a peaceful oasis in the space for C.
 - Study the lists in spaces A and B.
 1. Any details that are the same, copy them into the AB space.
 - Study the lists in spaces A and C.
 1. Any details that are the same, copy them into the AC space.
 - Study the lists in spaces B and C.
 1. Any details that are the same, copy them into the BC space.
 2. Erase the details that are the same from all the spaces.
 - Study the lists in spaces AB, AC, and BC.
 1. Any details that are the same, copy them into the ABC space.
 - Now you can clearly see what ideas all three students have in common and what ideas are different.

Vocabulary Activity Sheet

Look at the sets of words. What do the words in each set have in common?

1. outdoor activities recreation

2. garden botanical flora

3. peaceful serene tranquil

4. preserving conservation endangered

5. biodiversity ecological species

Gap Fill Activity Sheet

Shevchenko _____₁, located in the heart of Kharkiv, is a significant public park named after the renowned Ukrainian poet Taras Shevchenko. Established in 1907, the garden has a rich history, beginning as a _____₂ garden showcasing Ukraine's diverse _____₃. Over the years, it has transformed into a beloved _____₄ space, hosting various events, art exhibitions and concerts, making it an integral part of Kharkiv's cultural scene.

In addition to its cultural significance, Shevchenko Garden plays a crucial role in _____₅ _____₆. The park is home to a wide range of plant and animal _____₇, some of which are rare and _____₈. You can freely visit the modern and renovated Kharkiv Zoo, which is located in Shevchenko Garden. Efforts are made by the park's caretakers to maintain the _____₉ balance, ensuring the _____₁₀ of these species for future generations.

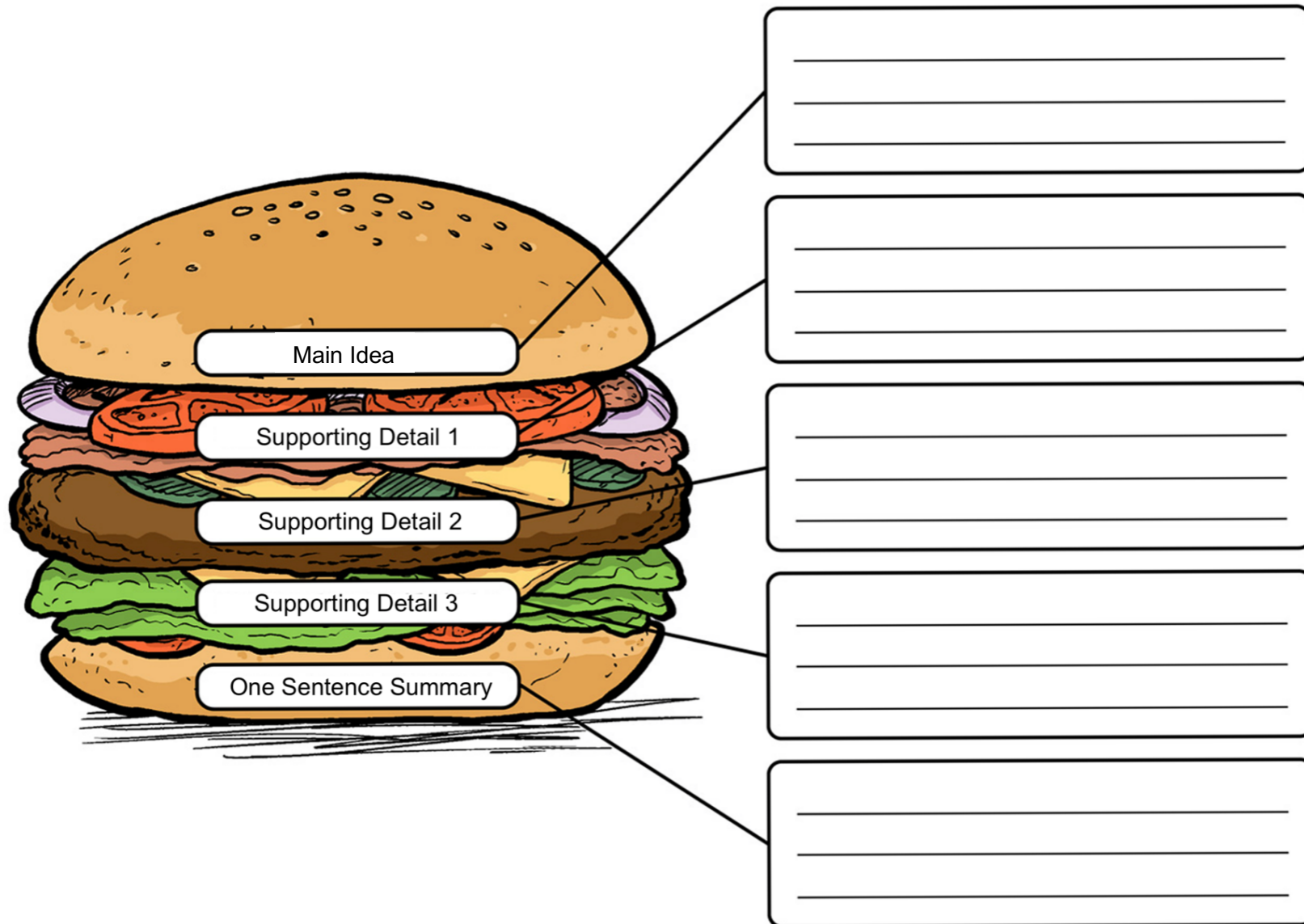
The garden's allure is not only in its natural beauty but also in its ability to bring people together. Families gather for picnics, children enjoy _____₁₁ _____₁₂, and artists find inspiration amidst the _____₁₃ surroundings. There are small, cozy cafes and ice cream stalls, restaurants, and coffee shops, a concert hall, and an opera house. Lots of people

Teacher's Guide Shevchenko Garden: A Peaceful Oasis in Kharkiv

spend their time in this _____ and _____
14 15
place. Shevchenko Garden serves as a symbol of unity in Kharkiv, welcoming people from diverse backgrounds and fostering a sense of community. This is very important nowadays during the war; people in Kharkiv are courageous and resilient. They adore the city and make it better every single day.

Today, Shevchenko Garden stands as a testament to the city's cultural richness and the harmonious coexistence of nature and humanity. It continues to be a peaceful oasis where visitors can experience the beauty of nature and the spirit of Kharkiv in a peaceful setting.

Main Idea and Details Graphic Organizer



What Am I Thinking?

OPINION:

I think that...

because...

REACTION:

Reading this makes me feel...

because...

CONNECTION:

This reminds me of...

because...

VISUALIZATION:

In my head, I can picture...

because...

